

# AK1/A0-3A

cylindrical inductive

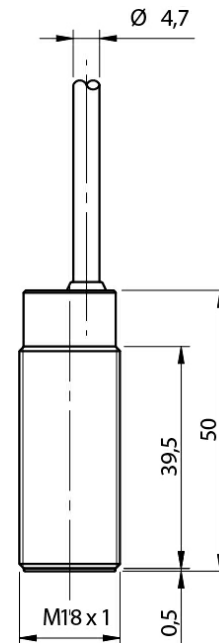


Micro Detectors

Italian Sensors Technology



Indicative image



## Detection properties

Nominal sensing distance	8mm
Operanting distance	0...6,5mm
Standard target	24x24mm FE360
Correction Factor	copper: 0,40 / aluminium: 0,45 / brass: 0,50 / stainless steel: 0,75
Thermal drift of Sr	< 10%
Repeat Accuracy	5% (UB 24V Ta=23°C ±5°C)
Hysteresis	1 ... 20%

## Outputs

Output type	NPN/PNP
Output Function	NO
Switching frequency	150Hz

## Electrical data

Operating Voltage	10...30Vdc
No-Load supply current	≤ 20mA
Load current	3...100mA
Leakage current	≤ 0, ≤ 8mA
Output voltage drop	≤ 2,8V @100mA

Max ripple content	≤10%
LED indicators	Yellow LED output state
Time delay before availability	≤ 50ms
Short-circuit protection	Yes
Reverse Polarity Protection	Yes
Protection against inductive loads	Yes

## Mechanical data

Mounting	Shielded
Dimensions	M18 x 1 / L = 50mm
Weight	130g
Housing Material	Nickel-plated brass
Connections	2m PVC Cable
Active Head Material	PBT
Tightening torque	25Nm
Operating temperature	-25°C...+70°C
Diameter/Dimension	M18

## Test/Approvals

Approvals	CE UR
EMC compatibility	IEC 60947-5-2
Shocks and vibrations	Vibration IEC 60068-2-6 / Shock IEC 60068-2-27
Degree of protection	IP67


## Accessories

Supplied Accessories	2 nuts M18x1
----------------------	--------------

---

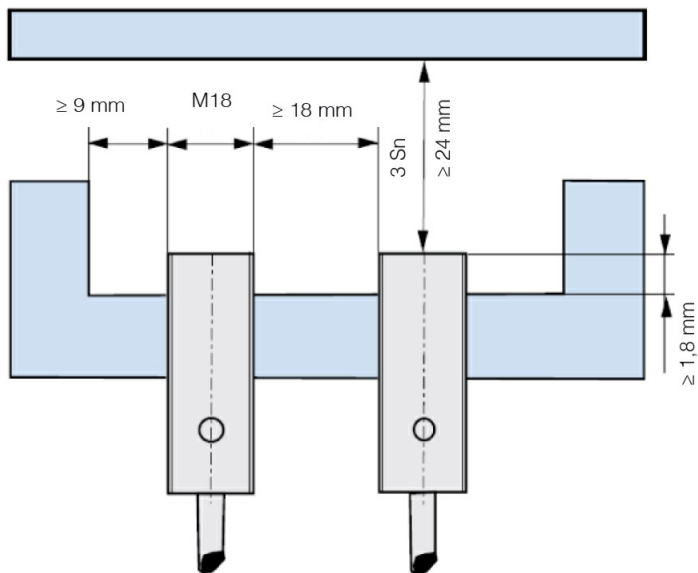
# ELECTRICAL DIAGRAMS OF THE CONNECTIONS

---



## INSTALLATION

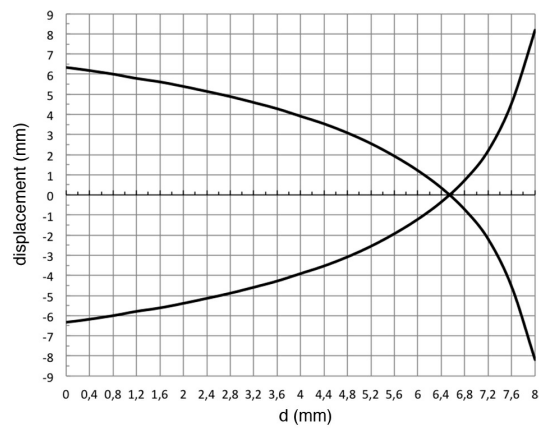
---



## RESPONSE CURVES

---

# Disassamento Parallelo



**M.D. Micro Detectors S.p.A.**

Strada S. Caterina, 235

41122 Modena (MO)

Tel. 059 420411

Fax 059 253973

E-mail [info@microdetectors.com](mailto:info@microdetectors.com)

**date of printing**

20/05/2020 15:47:09